


A	Promoter & Promoter Group	3	9032222	0	0	9032222	47.63	9032222	0	9032222	47.63	0	47.63	0	0			9032222
B	Public	22093	9931478	0	0	9931478	52.37	9931478	0	9931478	52.37	0	52.37	0	0			1649679
C	Non Promoter-Non Public	0	0	0	0	0	0	0	0	0	0	0	0	0	0	0	0	0
C1	Shares underlying DRs	0	0	0	0	0	0	0	0	0	0	0	0	0	0			0
C2	Shares held by Employee Trusts	0	0	0	0	0	0	0	0	0	0	0	0	0	0			0
	Total	22096	1896370	0	0	1896370	100	1896370	0	1896370	100	0	100	0	0			10681901




Table II- Statements showing shareholding pattern of the Promoter and Promoter Group


Category & Name of the Shareholders (I)	PAN (II)	No. of share older (III)	No. of fully paid up equity shares held (IV)	Partly paid-up equity shares held (V)	Nos. of shares underlying Depository Receipts (VI)	Total nos. shares held (VII) = IV+V+VI	Shareholding % calculate as per SCRR, 1957 (VIII)	Number of Voting Rights held in each class of securities (IX)			No. of Shares Underlying Outstanding convertible securities (including Warrants) (X)	Shareholding, as assuming full conversion of convertible securities (XI) = (VII)+(X) as a % of A+B+C2	Number of Locked in shares (XII)		Number of Shares pledged or otherwise encumbered (XIII)		Number of equity shares held in dematerialized form (XIV)	
								No. of Voting Rights					Total as a % of Total Voting Rights	No. (a)	As a % of total Share held (b)	No. (a)		As a % of total share held (b)
								Class X	Class Y	Total								
1	Indian	0	0	0	0	0	0	0	0	0	0	0	0	0	0	0	0	
a	Individuals/Hindu undivided Family	0	0	0	0	0	0	0	0	0	0	0	0	0	0	0	0	0
b	Central Government/ State Government(s)	0	0	0	0	0	0	0	0	0	0	0	0	0	0	0	0	0
c	Financial Institutions/ Banks	0	0	0	0	0	0	0	0	0	0	0	0	0	0	0	0	0
d	Any Other (specify)	0	0	0	0	0	0	0	0	0	0	0	0	0	0	0	0	0
	Sub-Total (A)(1)	0	0	0	0	0	0	0	0	0	0	0	0	0	0	0	0	0
2	Foreign	0	0	0	0	0	0	0	0	0	0	0	0	0	0	0	0	0
a	Individuals (Non-Resident Individuals/ Foreign	3	903222	0	0	903222	47.63	903222	0	903222	47.63	0	47.63	0	0	0	0	903222



									Class X	Class Y	Tot al	grights		apital) (XI)		Shar esh eld(b)	pli ca ble) (a)	reshe ld(Not applic able)(b)	
l	Institutions		0	0	0	0	0	0	0	0	0	0	0	0	0	0	0	0	0
a	Mutual Funds/		4	11930	0	0	11930	0.06	11930	0	11930	0.06	0	0.06	0	0			0
b	Venture Capital Funds		0	0	0	0	0	0	0	0	0	0	0	0	0	0			0
c	Alternate Investment Funds		0	0	0	0	0	0	0	0	0	0	0	0	0	0			0
d	Foreign Venture Capital Investors		0	0	0	0	0	0	0	0	0	0	0	0	0	0			0
e	Foreign Portfolio Investors		0	0	0	0	0	0	0	0	0	0	0	0	0	0			0
f	Financial Institutions/ Banks		9	10980	0	0	10980	5.79	10980	0	10980	5.79	0	5.79	0	0			954440
	CANARA BANK	AAA CC61 06G	1	90000	0	0	90000	4.75	90000	0	90000	4.75	0	4.75	0	0			900000
g	Insurance Companies		1	65320	0	0	65320	0.34	65320	0	65320	0.34	0	0.34	0	0			0
h	Provident Funds/ Pension Funds		0	0	0	0	0	0	0	0	0	0	0	0	0	0			0
i	Any Other (specify)		0	0	0	0	0	0	0	0	0	0	0	0	0	0			0
	Sub-Total (B)(1)		14	11753	0	0	11753	6.19	11753	0	11753	6.19	0	6.19	0	0			954440
2	Central		2	43627	0	0	43627	2.3	43627	0	43627	2.3	0	2.3	0	0			0



	Government/ State Government(s))/ President of India			0				0		270								
	KERALA STATE INDUSTRIA L DEVELOPM ENT	ATQ KE89 85Q	1	29627 0	0	296270	1.56	296270 0	296 270	1.56	0	1.56	0	0				0
	Sub-Total (B)(2)		2	43627 0	0	436270	2.3	436270 0	436 270	2.3	0	2.3	0	0				0
3	Non- institutions		0	0	0	0	0	0	0	0	0	0	0	0	0	0	0	0
a	Individuals -		22029	79321 03	0	793210 3	41.82	793210 03	793 210 3	41.82	0	41.82	0	0	0	0	0	535389
i	Individual shareholders holding nominal share capital up to Rs. 2 lakhs.		22020	70610 83	0	706108 3	37.23	706100 83	706 108 3	37.23	0	37.23	0	0				143179
ii	Individual shareholders holding nominal share capital in excess of Rs. 2 lakhs.		9	87102 0	0	871020	4.59	871020 0	871 020	4.59	0	4.59	0	0				392210
	Kanta Chowdhary	ACY PC17 47Q	1	18981 0	0	189810	1	189810 0	189 810	1	0	1	0	0				189810
	Shaji Mathew Kalladayil	ALBP M839 3C	1	20240 0	0	202400	1.07	202400 0	202 400	1.07	0	1.07	0	0				202400



b	NBFCs registered with RBI	0	0	0	0	0	0	0	0	0	0	0	0	0	0	0	0	0
c	Employee Trusts	0	0	0	0	0	0	0	0	0	0	0	0	0	0	0	0	0
d	Overseas Depositories (holding DRs) (balancing figure)	0	0	0	0	0	0	0	0	0	0	0	0	0	0	0	0	0
e	Any Other (specify)	48	387775	0	0	387775	2.04	387775	0	387775	2.04	0	2.04	0	0			159850
	Overseas Corporate Bodies	1	750	0	0	750	0	750	0	750	0	0	0	0	0			0
	Non-Resident Indian (NRI)	5	22110	0	0	22110	0.12	22110	0	22110	0.12	0	0.12	0	0			280
	Bodies Corporate	38	361765	0	0	361765	1.91	361765	0	361765	1.91	0	1.91	0	0			156420
	HUF	3	2950	0	0	2950	0.02	2950	0	2950	0.02	0	0.02	0	0			2950
	Other	1	200	0	0	200	0	200	0	200	0	0	0	0	0			200
	Sub-Total (B)(3)	22077	8319878	0	0	8319878	43.86	8319878	0	8319878	43.86	0	43.86	0	0			695239
	Total Public Shareholding (B)= (B)(1)+(B)(2)+(B)(3)	22093	9931478	0	0	9931478	52.35	9931478	0	9931478	52.35	0	52.35	0	0			1649679




Table II- Unclaim Details

Details of Shares which remain unclaimed may be given here along with details such as number of shareholders, outstanding shares held in demat/unclaimed suspense account, voting rights which are frozen etc.	
No. of shareholders	No of share held

Table III- Unclaim Details

Details of Shares which remain unclaimed may be given here along with details such as number of shareholders, outstanding shares held in demat/unclaimed suspense account, voting rights which are frozen etc.	
No. of shareholders	No of share held

Table III- Person in Concert

Details of the shareholders acting as persons in Concert including their Shareholding			
Name of shareholder	Name of PAC	No. of share	Holding %

